

# Omega

## Bedroom Range

# FISHPOOLS

The south east's largest quality furniture store



The Omega collection of sliding and hinged door wardrobes available in a wide selection of sizes and finishes to fit any bedroom. Omega's appearance is as fascinating as the great furniture elements and the numerous combinations with high quality benefits.

### Features

- Hinged door wardrobes
- Available in a wide selection of widths & heights
- Choice of carcass colours & door fronts
- Optional horizontal trim
- Corner robes available


EASY  
SLIDE




EASY  
SLIDE



Front Colour **A**



Front Colour **B**  
with vertical trims




Front Colour **C**  
with vertical and horizontal trims




Front **D**  
High polish



Front **E**  
Front Glass overlay  
with vertical trims



Front **F**  
Front Glass overlay  
with vertical and horizontal trims



Front-/Carcase colours (Colour)



Alpine white




Sonoma oak colour



Metallic grey



High polish white



White glass



Basalt glass



Carcase-coloured,  
short 'D'



Chrome-coloured,  
short 'K'



Chrome-coloured, long 'L'  
(Wardrobe doors with bar handle,  
Set of drawers and matching  
pieces with handle)

Front colours (high polish, glass)

Handles (Hinged doors, matching pieces)

## Instructions for ordering:

- 1 Select the colour code for the desired colour variation from the upper table (e.g. **A510**).



- 2 Find the identification letters for the design/colour of the handle and enter them in the space in the colour code (e.g. **A510D**).



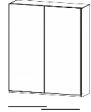
- 3 Select the article no. based on the desired width. You will find the correct article no. and price for the appropriate front in the line below.

Col. code		A COLOUR		B COLOUR FINISH WITH VERTICAL TRIMS	
Carcase colour	Front	Carcase coloured	Alpine white	Carcase coloured	Alpine white
Colour Sonoma oak		A510	A511	A520	A521
Metallic grey		A810	A811	A820	A821
Alpine white		A910	---	A920	---

HANDLE STRIPS AND PROFILES	CARCASE COLOURS = PG 1 Add D to the colour code.	

	Width in cm	181	181
<b>SLIDING DOOR WARD-ROBES</b>	Depth 62 cm		
	Illustration		
Standard interior fittings in every unit: 1 clothes rail, Height 210 cm = 1 Shelf/unit, Height 229 cm = 2 Shelf/unit			
	Carcase division (cm)	90/90	90/90
	Number of doors	2-door	2-door/1 Mirrored doors
<b>HEIGHT 210 CM</b>		▼ Art. no.	▼ Price
A Colour		44E1	
B Colour*		44E1	
C Colour finish with horizontal trims*		44E1	



Very easy to plan using:

**RAUCH**  
**MÖBELPLANER**

## External dimensions

### Sliding door wardrobes

**Widths** \_\_\_\_\_ **181 cm** \_\_\_\_\_ **226 cm** \_\_\_\_\_ **271 cm**  
without passepartout \_\_\_\_\_ 1808 mm \_\_\_\_\_ 2256 mm \_\_\_\_\_ 2708 mm  
with passepartout \_\_\_\_\_ 1885 mm \_\_\_\_\_ 2333 mm \_\_\_\_\_ 2781 mm

**Heights** \_\_\_\_\_ **210 cm** \_\_\_\_\_ **229 cm**  
without passepartout \_\_\_\_\_ 2099 mm \_\_\_\_\_ 2291 mm  
with passepartout \_\_\_\_\_ 2140 mm \_\_\_\_\_ 2330 mm

**Depth** \_\_\_\_\_ **62 cm**  
without passepartout \_\_\_\_\_ 618 mm  
with passepartout \_\_\_\_\_ 634 mm

### Hinged door wardrobes

**Widths** \_\_\_\_\_ **47 cm** \_\_\_\_\_ **91 cm** \_\_\_\_\_ **136 cm** \_\_\_\_\_ **181 cm** \_\_\_\_\_ **226 cm** \_\_\_\_\_ **271 cm**  
without cornice \_\_\_\_\_ 464 mm \_\_\_\_\_ 912 mm \_\_\_\_\_ 1360 mm \_\_\_\_\_ 1808 mm \_\_\_\_\_ 2256 mm \_\_\_\_\_ 2704mm  
with cornice \_\_\_\_\_ 464 mm \_\_\_\_\_ 912 mm \_\_\_\_\_ 1360 mm \_\_\_\_\_ 1808 mm \_\_\_\_\_ 2256 mm \_\_\_\_\_ 2704 mm  
with cornice + passepartout \_\_\_\_\_ 508 mm \_\_\_\_\_ 965 mm \_\_\_\_\_ 1404 mm \_\_\_\_\_ 1852 mm \_\_\_\_\_ 2300 mm \_\_\_\_\_ 2748 mm

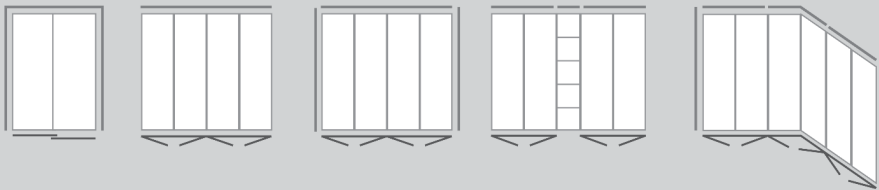
**Heights** \_\_\_\_\_ **210 cm** \_\_\_\_\_ **229 cm**  
without cornice \_\_\_\_\_ 2096 mm \_\_\_\_\_ 2288 mm  
with cornice \_\_\_\_\_ 2118 mm \_\_\_\_\_ 2310 mm

**Depth** \_\_\_\_\_ **54 cm**  
without cornice \_\_\_\_\_ 538 mm  
with cornice \_\_\_\_\_ 562 mm

## Passepartouts and cornices

You can also order passepartouts and/or cornices to enhance the wardrobes. Full passepartouts are available for sliding door robes. For hinged door robes, you can either order just cornices, or passepartouts as well provided you include additional side uprights. Although shelves can be installed with a depth offset, the cornice can still remain flush with the front. Please bear in mind that corner robes with cornices can only be fitted between hinged door robes (not possible with sliding door robes!). Passepartouts are not possible at all between wardrobe units and on corner robes!

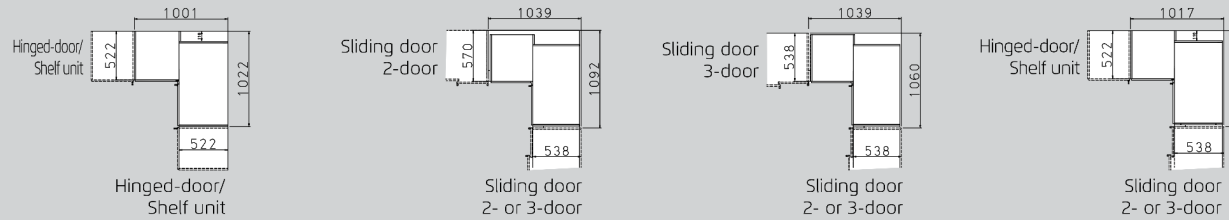
### Examples:



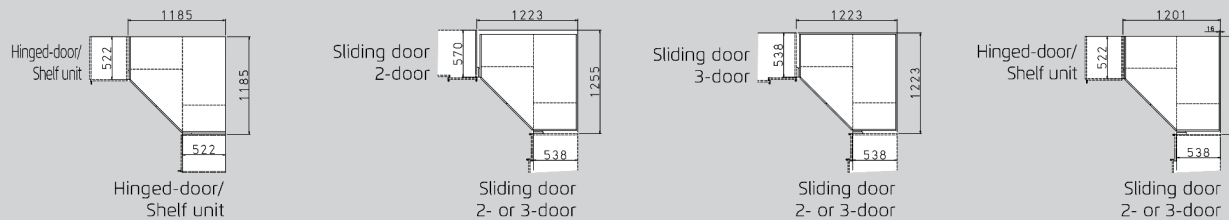
## Layout examples and space requirement for corner robes combined with hinged and sliding door robes

The sliding and hinged door robes in the Essensa range can also be easily combined around a corner using the two optional (45° and 90°) corner robe variants. Please bear in mind that different space requirements and total dimensions apply, depending on the wardrobe configuration and layout (see examples below).

### Corner robe 90°



### Corner robe 45°

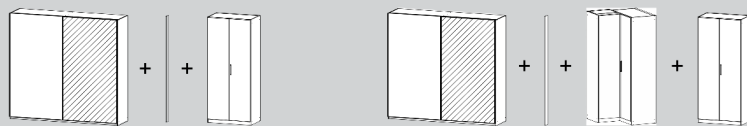


All dimensions in mm.

## Options for adding hinged door and corner robes to sliding door robes

The Essensa wardrobe range allows you to arrange wardrobe units in the sequence you want. If, however, you wish to place a hinged door or corner robe next to a sliding door robe, you must always include a compensating profile between the units to ensure faultless operation of the doors.


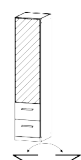
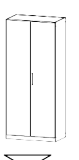


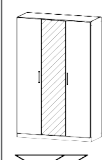
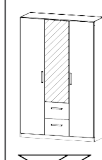







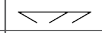
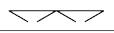
Examples:



## Hinged door wardrobes

1	COL. CODE	FRONT ▶	A	B		C		D	E		F		
			COLOUR	COLOUR FINISH WITH VERTICAL TRIMS		COLOUR FINISH WITH VERTICAL AND HORIZONTAL TRIMS		HIGH POLISH	GLASS WITH VERTICAL TRIMS		GLASS WITH VERTICAL AND HORIZONTAL TRIMS		
<b>CARCASE COLOUR ▼</b>			Carcase coloured	Alpine white	Carcase coloured	Alpine white	Carcase coloured	Alpine white	White	White	Basalt	White	Basalt
Sonoma oak colour			<b>A510</b> ...	<b>A511</b> ...	<b>A520</b> ...	<b>A521</b> ...	<b>A530</b> ...	<b>A531</b> ...	<b>A540</b> ...	<b>A550</b> ...	<b>A552</b> ...	<b>A560</b> ...	<b>A562</b> ...
Metallic grey			<b>A810</b> ...	<b>A811</b> ...	<b>A820</b> ...	<b>A821</b> ...	<b>A830</b> ...	<b>A831</b> ...	<b>A840</b> ...	<b>A850</b> ...	<b>A852</b> ...	<b>A860</b> ...	<b>A862</b> ...
Alpine white			<b>A910</b> ...	---	<b>A920</b> ...	---	<b>A930</b> ...	---	<b>A940</b> ...	<b>A950</b> ...	<b>A952</b> ...	<b>A960</b> ...	<b>A962</b> ...

2	HANDLES AND PROFILES ▶	CARCASE-COLOURED, SHORT = PG 1 Add D to the colour code.	CHROME-COLOURED, SHORT = PG 2 Add K to the colour code	CHROME-COLOURED, LONG = PG 3 Add L to the colour code.
---	------------------------	--	--	--

3	HINGED DOOR WARDROBES	Width in cm	47	47	91	91	136	136	136	181
		Depth 54 cm								
	↓ 210 cm	Illustration								
	Standard interior fittings in every unit: 1 shelf and 1 clothes rail.	Carcase division (cm)	45	45	90	90	90/45	90/45	90/45	90/90
		Number of doors/drawers	1-door	1 mirrored door/2 drawers	2-door	2 mirrored doors/2 drawers	3-door	3-door/1 mirror door	3-door/1 mirror door/2 DW	4-door
	HEIGHT 210 CM	▼ Price group	HEIGHT 210 CM							
A	Colour	PG 1								
		PG 2	<b>4701</b>	<b>57K3</b>	<b>4F19</b>	<b>57K4</b>	<b>4772</b>	<b>5M04</b>	<b>5705</b>	<b>4203</b>
		PG 3								
B	Colour finish with vertical trims	PG 1								
		PG 2	<b>4701</b>	<b>57K3</b>	<b>4F19</b>	<b>57K4</b>	<b>4772</b>	<b>5M04</b>	<b>5705</b>	<b>4203</b>
		PG 3								
C	Colour finish with vertical and horizontal trims	PG 1								
		PG 2	<b>4701</b>	<b>57K3</b>	<b>4F19</b>	<b>57K4</b>	<b>4772</b>	<b>5M04</b>	<b>5705</b>	<b>4203</b>
		PG 3								
D	High polish	PG 1								
		PG 2	<b>4866</b>	<b>57L3</b>	<b>4867</b>	<b>57L4</b>	<b>4868</b>	<b>53S7</b>	<b>57L5</b>	<b>4869</b>
		PG 3								
E	Glass with vertical trims	PG 1								
		PG 2	<b>53G2</b>	<b>57K5</b>	<b>53G3</b>	<b>57K6</b>	<b>53G4</b>	<b>52G3</b>	<b>57K7</b>	<b>53G5</b>
		PG 3								
F	Glass with vertical and horizontal trims	PG 1								
		PG 2	<b>53G2</b>	<b>57K5</b>	<b>53G3</b>	<b>57K6</b>	<b>53G4</b>	<b>52G3</b>	<b>57K7</b>	<b>53G5</b>
		PG 3								

More widths on the next page.







## Hinged door wardrobes

1 COL. CODE	FRONT ▶	A COLOUR		B COLOUR FINISH WITH VERTICAL TRIMS		C COLOUR FINISH WITH VERTICAL AND HORIZONTAL TRIMS		D HIGH POLISH	E GLASS WITH VERTICAL TRIMS		F GLASS WITH VERTICAL AND HORIZONTAL TRIMS	
<b>CARCASE COLOUR ▼</b>		Carcase coloured	Alpine white	Carcase coloured	Alpine white	Carcase coloured	Alpine white	White	White	Basalt	White	Basalt
Sonoma oak colour		A510_	A511_	A520_	A521_	A530_	A531_	A540_	A550_	A552_	A560_	A562_
Metallic grey		A810_	A811_	A820_	A821_	A830_	A831_	A840_	A850_	A852_	A860_	A862_
Alpine white		A910_	---	A920_	---	A930_	---	A940_	A950_	A952_	A960_	A962_

2 HANDLES AND PROFILES ▶	CARCASE-COLOURED, SHORT = PG 1 Add D to the colour code.	CHROME-COLOURED, SHORT = PG 2 Add K to the colour code	CHROME-COLOURED, LONG = PG 3 Add L to the colour code.
--------------------------	--	--	--

3 HINGED DOOR WARDROBES		Width in cm	47	47	91	91	136	136	136	181						
↕ 229 cm		Depth 54 cm														
Standard interior fittings in every unit: 2 shelves and 1 clothes rail. Combi unit = 1 shelf	Illustration	Carcase division (cm)	45	45	90	90	90/45	90/45	90/45	90/90						
		Number of doors/drawers	1-door	1 mirrored door/2 drawers	2-door	2 mirrored doors/2 drawers	3-door	3-door/1 mirror door	3-door/1 mirror door/2 DW	4-door						
<b>HEIGHT 229 CM</b>	▼ Price group	▼ Art. no.	▼ Price	...	<b>HEIGHT 229 CM</b>											
A Colour	PG 1															
	PG 2	17D2		15K3		17D3		15K4		17D4		18S3		15K5		17D5
	PG 3															
B Colour finish with vertical trims	PG 1															
	PG 2	17D2		15K3		17D3		15K4		17D4		18S3		15K5		17D5
	PG 3															
C Colour finish with vertical and horizontal trims	PG 1															
	PG 2	17D2		15K3		17D3		15K4		17D4		18S3		15K5		17D5
	PG 3															
D High polish	PG 1															
	PG 2	17L2		15L3		17L3		15L4		17L4		18H3		15L5		17L5
	PG 3															
E Glass with vertical trims	PG 1															
	PG 2	17G2		18K5		17G3		18K6		17G4		15G3		18K7		17G5
	PG 3															
F Glass with vertical and horizontal trims	PG 1															
	PG 2	17G2		18K5		17G3		18K6		17G4		15G3		18K7		17G5
	PG 3															

More widths on the next page.












## Shelf unit, corner robes

COL. CODE	
Carcase colour ▼	All cornices can be ordered using the same colour code as for the wardrobe!
Sonoma oak colour	
Metallic grey	
Alpine white	













CORNICES FOR SHELF UNIT, CORNER WARDROBE	Width in cm	33	100	117					
	Depth incl. cornice = 45 cm (shelf units only!)								
	Illustration								
	Name	cornice	cornice	cornice					
Dimensions incl. wardrobe	±212 cm/231 cm	±212 cm/231 cm	±212 cm/231 cm						
	▼ Art. no.	▼ Price	...						
Carcase coloured	<b>8K80</b>		<b>9K11</b>		<b>8K89</b>				

## Matching pieces

\*NOTE:  
No additional vertical  
trims next to the handle  
strips on sliding doors.

1	COL. CODE	FRONT ▶	A COLOUR		B COLOUR FINISH WITH VERTICAL TRIMS		C COLOUR FINISH WITH VERTICAL AND HORIZONTAL TRIMS		D HIGH POLISH	E GLASS WITH VERTICAL TRIMS		F GLASS WITH VERTICAL AND HORIZONTAL TRIMS	
	<b>CARCASE COLOUR ▼</b>		Carcase coloured	Alpine white	Carcase coloured	Alpine white	Carcase coloured	Alpine white	White	White	Basalt	White	Basalt
	Sonoma oak colour		A510_	A511_	A520_	A521_	A530_	A531_	A540_	A550_	A552_	A560_	A562_
	Metallic grey		A810_	A811_	A820_	A821_	A830_	A831_	A840_	A850_	A852_	A860_	A862_
	Alpine white		A910_	---	A920_	---	A930_	---	A940_	A950_	A952_	A960_	A962_

2	HANDLES AND PROFILES ▶	CARCASE-COLOURED, SHORT = PG 1 Add D to the colour code.	CHROME-COLOURED, SHORT = PG 2 Add K to the colour code	CHROME-COLOURED, LONG = PG 3 Add L to the colour code.
---	------------------------	--	--	--

3	MATCHING PIECES	Width in cm	47	47	47	47	47	47	47
	flat-packed  	Drawing							
	Name	bedside table	bedside tables, pair	bedside table	bedside tables, pair	chest	chest		
	Name	2 drawers	2 drawers	3 drawers	3 drawers	4 drawers	1-door, 1 drawer		
	Dimensions	↔47 cm ↕43 cm ↗42 cm	↔47 cm ↕43 cm ↗42 cm	↔47 cm ↕62 cm ↗42 cm	↔47 cm ↕62 cm ↗42 cm	↔47 cm ↕81 cm ↗42 cm	↔47 cm ↕81 cm ↗42 cm		
	▼ Art. no. ▼ Price ...								
	A Colour	636Z	637B	637C	637D	638N	637G 		
	B C Colour finish with horizontal trims*	636Z	637B	637C	637D	638N	637G 		
	D High polish	629A	629B	629C	629D	629F	629G 		
	E F Glass with horizontal trims*	671A	671B	671C	671D	671F	671G 		







## Matching pieces

\*NOTE:  
No additional vertical  
trims next to the handle  
strips on sliding doors.

1 COL. CODE	A COLOUR		B COLOUR FINISH WITH VERTICAL TRIMS		C COLOUR FINISH WITH VERTICAL AND HORIZONTAL TRIMS		D HIGH POLISH	E GLASS WITH VERTICAL TRIMS			F GLASS WITH VERTICAL AND HORIZONTAL TRIMS	
FRONT ▶	COLOUR		COLOUR		COLOUR		COLOUR	COLOUR			COLOUR	
<b>CARCASE COLOUR ▼</b>	Carcase coloured	Alpine white	Carcase coloured	Alpine white	Carcase coloured	Alpine white	White	White	Basalt	White	Basalt	
Sonoma oak colour	A510_	A511_	A520_	A521_	A530_	A531_	A540_	A550_	A552_	A560_	A562_	
Metallic grey	A810_	A811_	A820_	A821_	A830_	A831_	A840_	A850_	A852_	A860_	A862_	
Alpine white	A910_	---	A920_	---	A930_	---	A940_	A950_	A952_	A960_	A962_	

2 HANDLES AND PROFILES ▶	CARCASE-COLOURED, SHORT = PG1 Add D to the colour code.	CHROME-COLOURED, SHORT = PG2 Add K to the colour code	CHROME-COLOURED, LONG = PG3 Add L to the colour code.
--------------------------	---	---	---

3 MATCHING PIECES	Width in cm	93	93	93							
flat-packed <small>Requires self assembly</small>	Drawing										
	Name	chest	chest	chest							
All drawers with cushioned self-closing mechanism.	Name	8 drawers	4 drawers	5 drawers							
	Dimensions	••93 cm ¦81 cm √42 cm	••93 cm ¦81 cm √42 cm	••93 cm ¦81 cm √42 cm							
	▼ Art. no.	▼ Price	...								
A Colour		<b>639A</b>	<b>645T</b>	<b>645D</b>							
B C Colour finish with horizontal trims*		<b>639A</b>	<b>645T</b>	<b>645D</b>							
D High polish		<b>676A</b>	<b>676B</b>	<b>676C</b>							
E F Glass with horizontal trims*		<b>679A</b>	<b>679B</b>	<b>679C</b>							

### Available handles:



Carcase colours "D"



Chrome-coloured "K"



Chrome-coloured "L"  
Chests Matching pieces with short handle.

### Position of handle for plain fronts fronts without profiles (A and D):



Carcase colour handle "D"



Chrome-coloured handle "K"



Chrome-coloured handle "L"

### Position of handle position on fronts with profiles (B, C, E, F):



Carcase colour handle "D"



Chrome-coloured handle "K"



Chrome-coloured handle "L"

Extras for HINGED door wardrobes – Standard: height 210 cm = 1 shelf and 1 hanging rail per unit | height 229 cm = 2 shelves and 1 hanging rail per unit– Please order with Colour code **A0033**

	Width 45 cm	Width 90 cm	Width 136 cm		Width 181 cm		Width 226 cm			Width 270 cm		
												
			left unit	right unit	left unit	right unit	left unit	central unit	right unit	left unit	central unit	right unit
Wardrobe units	45	90	90	45	90	90	90	45	90	90	90	90
Hanging rail	9737 ✓	9736 ✓	9736 ✓	9737 ✓	9736 ✓	9736 ✓	9736 ✓	9737 ✓	9736 ✓	9736 ✓	9736 ✓	9736 ✓
Shelf	9601 ✓	9604 ✓	9604 ✓	9601 ✓	9604 ✓	9604 ✓	9604 ✓	9601 ✓	9604 ✓	9604 ✓	9604 ✓	9604 ✓
Set of 3 shelves	9602 ✓	9605 ✓	9605 ✓	9602 ✓	9605 ✓	9605 ✓	9605 ✓	9602 ✓	9605 ✓	9605 ✓	9605 ✓	9605 ✓
Interior drawer	9893 ✓	9895 ✓	9895 ✓	9893 ✓	9895 ✓	9895 ✓	9895 ✓	9893 ✓	9895 ✓	9895 ✓	9895 ✓	9895 ✓
1/2-1/2-Division	✗	9951 ✓	9951 ✓	✗	9951 ✓	9951 ✓	9951 ✓	✗	9951 ✓	9951 ✓	9951 ✓	9951 ✓

	Width 45 cm - Combi	Width 90 cm - Combi	Width 136 cm - Combi		Width 181 cm - Combi			Width 226 cm - Combi			Width 270 cm - Combi		
													
			left unit	right unit	left unit	right unit	left unit	central unit	right unit	left unit	central unit	right unit	
Wardrobe units	45	90	90	45	45	90	45	90	90	90	90	90	
Hanging rail	9737 ✓	9736 ✓	9736 ✓	9737 ✓	9737 ✓	9736 ✓	9737 ✓	9736 ✓	9737 ✓	9736 ✓	9736 ✓	9736 ✓	
Shelf	9601 ✓	9604 ✓	9604 ✓	9601 ✓	9601 ✓	9604 ✓	9601 ✓	9604 ✓	9604 ✓	9604 ✓	9604 ✓	9604 ✓	
Set of 3 shelves	9602 ✓	9605 ✓	9605 ✓	9602 ✓	9602 ✓	9605 ✓	9602 ✓	9605 ✓	9605 ✓	9605 ✓	9605 ✓	9605 ✓	
Interior drawer	✗	✗	✗	9893 ✓	9893 ✓	✗	9893 ✓	✗	9895 ✓	✗	9895 ✓	9895 ✓	
1/2-1/2-Division	✗	✗	✗	✗	✗	✗	✗	9951 ✓	✗	9951 ✓	9951 ✓	9951 ✓	

Extras for SLIDING door wardrobes – Standard: height 210 cm = 1 shelf and 1 hanging rail per unit | height 229 cm = 2 shelves and 1 hanging rail per unit– Please order with Colour code **A0033**

Width 180 cm



left unit    right unit

Wardrobe units	90	90
Hanging rail	9736 ✓	9736 ✓
Shelf	9672 ✓	9672 ✓
Set of 3 shelves	9674 ✓	9674 ✓
Interior drawer	9866 ✓	9866 ✓
1/2-1/2-Division	9991 ✓	9991 ✓
Soft-Close	9DC2 ✓	

Width 226 cm



left unit    right unit

Wardrobe units	112,5	112,5
Hanging rail	9709 ✓	9709 ✓
Shelf	9F01 ✓	9F01 ✓
Set of 3 shelves	9F03 ✓	9F03 ✓
Interior drawer	9806 ✓	9806 ✓
1/2-1/2-Division	9939 ✓	9939 ✓
Soft-Close	9DC2 ✓	

Width 270 cm



left unit    central unit    right unit

Wardrobe units	90	90	90
Hanging rail	9736 ✓	9736 ✓	9736 ✓
Shelf	9672 ✓	9672 ✓	9672 ✓
Set of 3 shelves	9674 ✓	9674 ✓	9674 ✓
Interior drawer	9866 ✓	✗	9866 ✓
1/2-1/2-Division	9991 ✓	9991 ✓	9991 ✓
Soft-Close	9DC2 ✓		

Wardrobe units	
Hanging rail	
Shelf	
Set of 3 shelves	
Interior drawer	
1/2-1/2-Division	
Soft-Close	