

# Infinity Collection

AVAILABLE  
IN A CHOICE  
OF COLOURS

FISHPOOLS

FURNITURE EXPERTS SINCE 1899








AVAILABLE  
IN A CHOICE  
OF COLOURS



# Infinity Collection

Made in the UK to our exacting standards, the Infinity corner sofa collection is plump full of comfort and a welcome addition to any living room. Combining contemporary style on a grand scale with luxurious deep seat cushions and thick arm pads, Infinity balances laid back comfort with eye catching stool.


-  Built with a strong and durable frame
-  Supportive seat cushions provide lasting comfort for everyday use.
-  Includes feather-filled scatter and bolster cushions for added comfort and a welcoming feel.
-  Designed to offer supportive seating and a comfortable place to relax.
-  Available with a choice of light or dark feet to suit your style.



**Large LHF Chaise Sofa**  
W 308 x D 162 x H 91 cm



**Large RHF Chaise Sofa**  
W 308 x D 162 x H 91 cm



**LHF Chaise Sofa**  
W 267 x D 162 x H 91 cm



**RHF Chaise Sofa**  
W 267 x D 162 x H 91 cm



**4 Seat Sofa**  
W 251 x D 102 x H 91 cm



**3 Seat Sofa**  
W 221 x D 102 x H 91 cm



**2 Seat Sofa**  
W 180 x D 102 x H 91 cm



**Snuggler Chair**  
W 147 x D 102 x H 91 cm



**Chair**  
W 112 x D 102 x H 91 cm



**Swivel Chair**  
W 104 x D 109 x H 90 cm



**Extra Large Storage Footstool**  
W 132 x D 71 x H 44 cm



**Large Storage Footstool**  
W 100 x D 64 x H 44 cm



**Small Storage Footstool**  
W 51 x D 64 x H 44 cm



**Square Storage Footstool**  
W 82 x D 82 x H 39 cm



**Large Corner Group**

W 323 x D 323 x H 91 cm



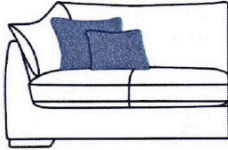
**Small Corner Group**

W 233 x D 233 x H 91 cm



**Corner Group**

W 323 x D 233 x H 91 cm



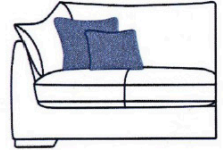
**Large End Sofa LHF**

W 198 x D 102 x H 91 cm



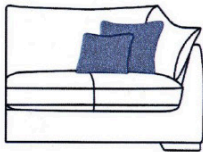
**Large End Sofa RHF**

W 198 x D 102 x H 91 cm



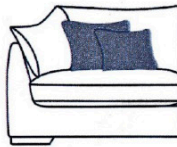
**Mid End Sofa LHF**

W 157 x D 102 x H 91 cm



**Mid End Sofa RHF**

W 157 x D 102 x H 91 cm



**Small End Sofa LHF**

W 110 x D 102 x H 91 cm



**Small End Sofa RHF**

W 110 x D 102 x H 91 cm



**Petite End Sofa LHF**

W 90 x D 102 x H 91 cm



**Petite End Sofa RHF**

W 90 x D 102 x H 91 cm



**Mid Unit**

W 89 x D 102 x H 91 cm



**Petite Mid Unit**

W 69 x D 102 x H 91 cm



**Corner Unit**

W 125 x D 125 x H 91 cm



**LHF/RHF Chaise Unit**

W 110 x D 162 x H 91 cm

# Notes

A series of horizontal dotted lines for writing notes.

# Notes

A series of horizontal dotted lines for writing notes.

# Notes

A series of horizontal dotted lines for writing notes.



CARBON NEUTRAL  
PLUS

We're proud to be Carbon Neutral Plus certified, and striving for greener operations.



EXCELLENT CUSTOMER  
REVIEWS

Outstanding service is our bread and butter; it's what has earned us thousands of excellent customer reviews.



INTERIOR DESIGN  
SERVICE

Our experienced team of interior design experts can help you realise your vision for your home.



OVER 120 YEARS OF  
EXPERIENCE

With an established heritage dating back to 1899, we've got year's worth of expertise and knowledge behind us.

\*All sizes are approximate. Colour is for guidance only because while we make every effort to display the colour as accurately as possible, all versions may vary in colour reproduction.



## Request a call

Scan the QR code to request a call back and speak with an expert.

Call 01992 63 64 65 or visit [www.fishpools.co.uk](http://www.fishpools.co.uk)