

Fitzroy

**RANGE OF
COLOURS
AVAILABLE**



FISHPOOLS

FURNITURE EXPERTS SINCE 1899

Fitzroy Collection

Discover the Fitzroy wardrobe collection, where contemporary elegance meets exceptional German craftsmanship. Featuring beautifully proportioned doors with refined detailing and a timeless aesthetic, Fitzroy brings effortless style and sophistication to any bedroom setting.

Available in a carefully selected range of modern finishes, with a choice of Slate or Silver Handles. Behind its elegant exterior, Fitzroy offers thoughtfully designed storage with spacious interiors, adjustable shelving, and integrated hanging rails to keep everything organised with ease. Optional lighting and coordinating bedroom furniture complete the collection, transforming practical storage into a seamless blend of luxury, functionality, and enduring design.

Need help? Our in-store experts are here to bring your dream wardrobe to life.

- Variety of sizes & combinations to suit your individual needs
- German manufactured for precision engineering and high quality craftsmanship
- Each section contains 2 Shelves and a Hanging rail
- Lined interiors resist dust, making it easier to clean
- Customisable internal features such as extra shelves and dividers to fit around your individual needs
- Wide choice of colours with or without mirrors
- Range of matching chests



Did you know? We offer a professional fitting service to take the stress out of assembling your new wardrobe. We'll also remove & recycle all of the packaging - so all that's left for you is to decide what goes where! Ask one of our experts.

Carcase Colour Options



White



Champagne



Pebble Grey

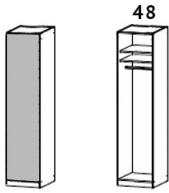


Graphite

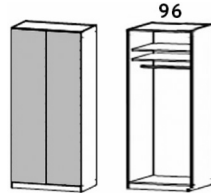


Sage Green

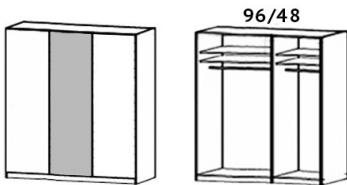
Wardrobe Options



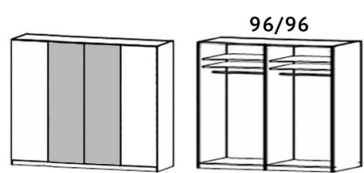
50cm 1 door 1 mirror robe
W 50 X D 58 X H 220 cm



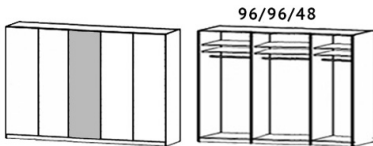
100cm 2 door 2 mirror robe
W 100 X D 58 X H 220 cm



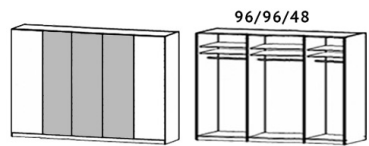
150cm 3 door 1 mirror robe
W 150 X D 58 X H 220 cm



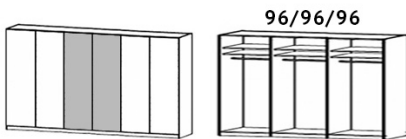
200cm 4 door 2 mirror robe
W 200 X D 58 X H 220 cm



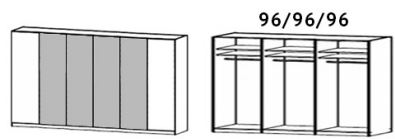
250cm 5 door 1 mirror robe
W 250 X D 58 X H 220 cm



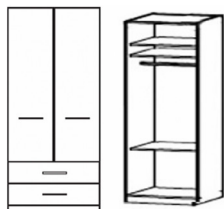
250cm 5 door 3 mirror robe
W 250 X D 58 X H 220 cm



300cm 6 door 2 mirror robe
W 300 X D 58 X H 220 cm



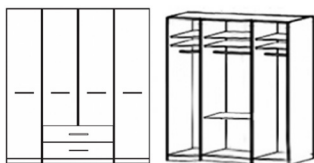
300cm 6 door 4 mirror robe
W 300 X D 58 X H 220 cm



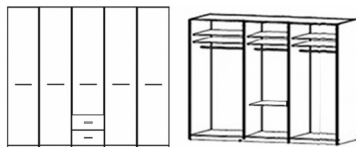
2 Door 2 Drawer Wardrobe
W 100 X D 58 X H 220 cm



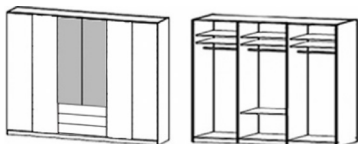
3 Door 2 Drawer Wardrobe
W 150 X D 58 X H 220 cm



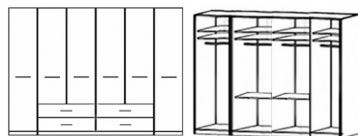
4 Door 2 Drawer Wardrobe
W 200 X D 58 X H 220 cm



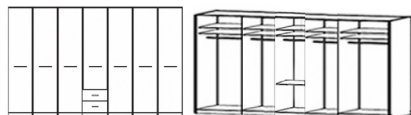
5 Door 2 Drawer Wardrobe
W 250 X D 58 X H 220 cm



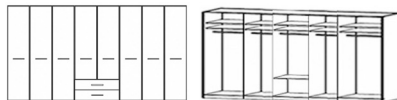
6 Door 2 Drawer Wardrobe
W 300 X D 58 X H 220 cm



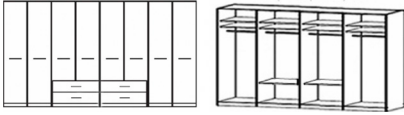
6 Door 4 Drawer Wardrobe
W 250 X D 58 X H 216 cm



7 Door 2 Drawer Wardrobe
W 350 X D 58 X H 220 cm



8 Door 2 Drawer Wardrobe
W 400 X D 58 X H 220 cm



8 Door 4 Drawer Wardrobe
W 400 X D 58 X H 220 cm

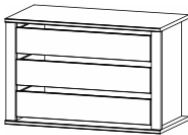
Wardrobe Extras



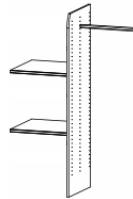
Additional Shelf



Additional Hanging Rail



Internal Drawer Unit




Division Pack
Includes x2 shelves & x1 rail


Bedroom Chests



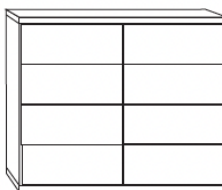
3 Drawer Bedside Table
W 50 X D 36 X H 55 cm



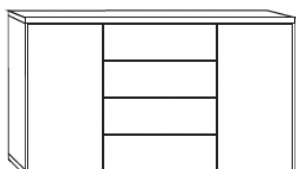
4 Drawer Chest
W 47 X D 42 X H 86 cm



4 Drawer Chest
W 75 X D 42 X H 86 cm



Drawer Unit
W 93 X D 42 X H 86 cm



Combination Dresser
W 149 X D 42 X H 86 cm

Your Wardrobe Checklist

To help ensure a smooth and hassle-free wardrobe purchase and installation, please take a moment to review these important considerations. Preparing ahead will make assembly easier and help your new wardrobe fit perfectly in your space.

- Allow at least 10cm of clearance above and on one side of the wardrobe for easy Assembly
- Keep in mind that once your wardrobe is installed, access to nearby power outlets may be limited. Plan ahead if you need to relocate any sockets
- Ensure the wardrobe will be placed on a level surface to guarantee smooth operation of doors and drawers
- Although the wardrobe is packed flat for delivery, please make sure there is enough space to bring all parts into your chosen room

We're furniture experts

We're on hand in store to help you design the perfect wardrobe. Our tailored advice will make your dream bedroom a reality.



CARBON NEUTRAL
PLUS

We're proud to be Carbon Neutral Plus certified, and striving for greener operations.



EXCELLENT CUSTOMER
REVIEWS

Outstanding service is our bread and butter; it's what has earned us thousands of excellent customer reviews.



INTERIOR DESIGN
SERVICE

Our experienced team of interior design experts can help you realise your vision for your home.



OVER 120 YEARS OF
EXPERIENCE

With an established heritage dating back to 1899, we've got year's worth of expertise and knowledge behind us.

*All sizes are approximate. Colour is for guidance only because while we make every effort to display the colour as accurately as possible, all versions may vary in colour reproduction.



Request an expert to call you back

Scan the QR code to request a call-back from one of our experienced team members.

or call us 01992 63 64 65